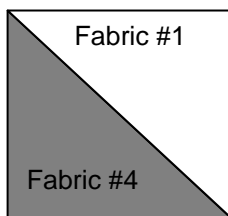
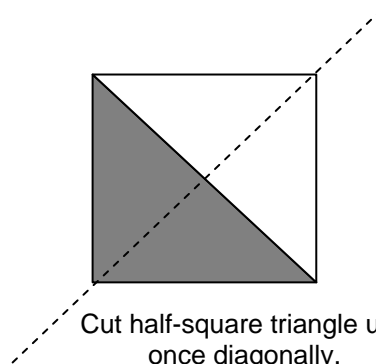


Clue #1

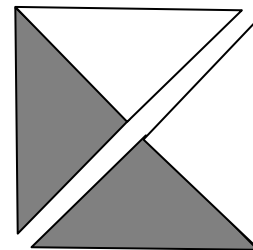
- Lightly press a 4" fabric #1 (background) strip and a 4" fabric #4 strip RST (right sides together).
- **Do not sew strips together!** Using **Side B** of the *Easy Star and Geese Ruler*, cut 4" triangles for a total of 36 half-square triangle units.
(You may use an *Easy Angle Ruler* if you don't have an *Easy Star and Geese Ruler* on hand....)
- Stitch these half-square triangle units together on the long side
- Press seams toward fabric #4
- Units should now measure 4" x 4" unfinished.
- Carefully trim each unit to exactly 3 7/8" x 3 7/8".
(Also remove any dog ears on corners that may be remaining.)
- Cut each 3 7/8" half-square triangle unit **ONCE** diagonally, crossing the seam. This will yield 72 pieced triangle units.



3 7/8" x 3 7/8"
square



Cut half-square triangle unit
once diagonally.



Yields 36 MIRROR
IMAGE units – or a total
of 72 pieced triangle

Clue #2 will be posted next Friday on www.kimberlyeinmo.com.