

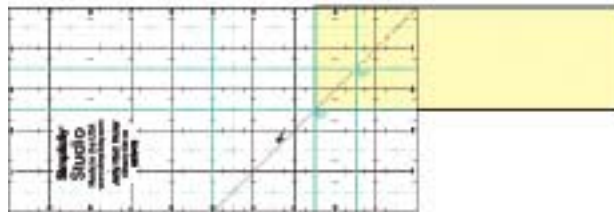


How to Use the **Simpli-EZ Jelly Roll Ruler** by Kimberly Einmo

The **Simpli-EZ Jelly Roll Ruler** works perfectly for both right and left handed quilters. If you are right handed, the fabric strips will always lie to your right and you will cut left to right, as if you're reading. If you are left handed, the fabric strips will lie to your left and you will work from right to left. Illustrations below will show units being cut for right handed quilters.


How to cut squares:

Line up the mint green highlight line along the edge of your precut strip matching the width of your strip. Cut squares as shown.



How to cut rectangles:

Line up the mint green highlight line along the edge of your precut strip matching the width of your strip. Use the ¼", ½", or whole inch markings to cut the length of your desired unit size. Cut rectangles as shown.



How to cut diamonds:

Line up the 45 degree line along the vertical edge of your fabric strip to cut diamonds as shown.

